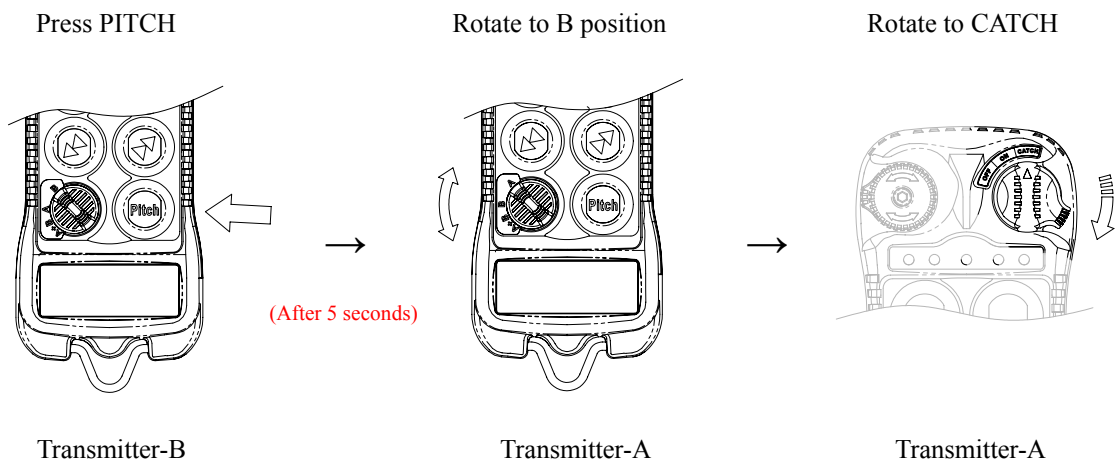
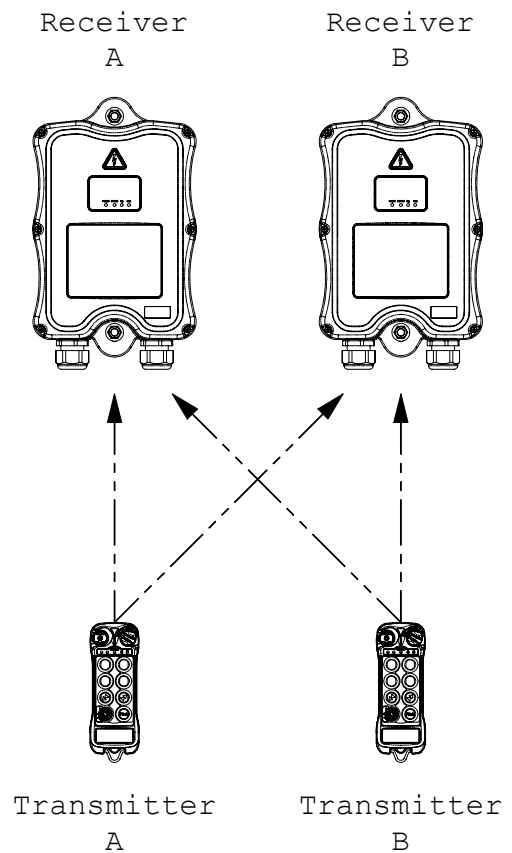


# Tandem Function Operating Procedure

## 1. Tandem A Operation

This system is capable of operating one or two cranes independently or simultaneously at the same time (Crane A, B, A+B operation). Please follow the instruction below for safe operation.

- a. To gain control of one or both receivers, first rotate the selector switch to either A, B or A+B position and then rotate the power key switch to CATCH position for up to 2.0 seconds. But please keep in mind that in order to gain control of a receiver, PITCH push button on the other transmitter must be initiated prior to your takeover. For example, in order for transmitter-A (your system) to also take over receiver-B, transmitter-B must first release its control of receiver-B by first rotate the selector switch to B position and then press the PITCH push button for up to 1.0 second. This action will release control of transmitter-B to receiver-B. Thereafter, transmitter-A is able to take control of receiver-B by first rotate the selector switch to B position and then rotate the power key to CATCH position for up to 2.0 seconds. Make sure that the CATCH process is executed 5.0 seconds after transmitter-B initiates the PITCH command (refer to diagram below).



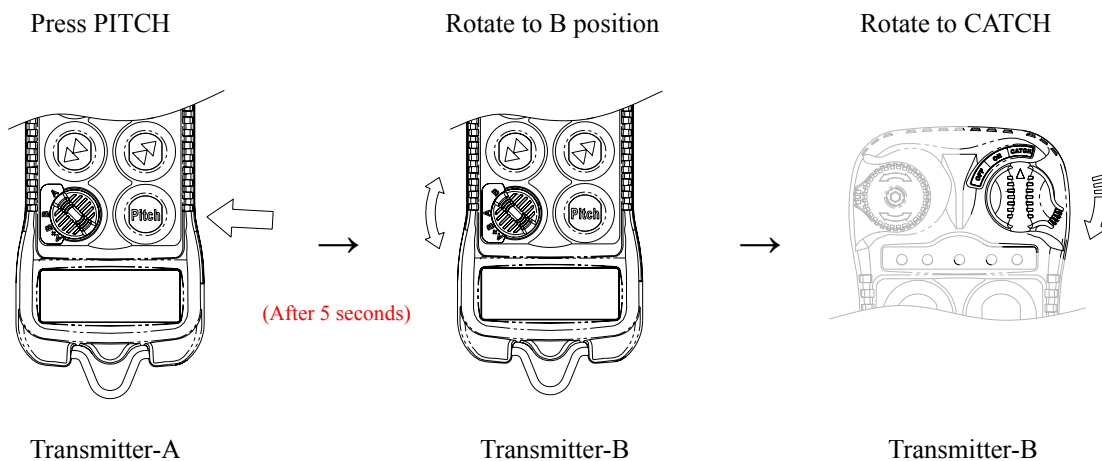
- b. Once the transmitter is locked on to both receivers, then rotate the selector switch to either A, B, or A+B position for independent or simultaneous operation.

- c. At beginning of each shift prior to turning on the transmitter power, always check if the selector switch is correctly positioned for the intended receiver or receivers.
- d. For safety reason, there is a 5-second grace period followed after initiating the PITCH command. What this means is that when PITCH push button is pressed or initiated, rotating the power key switch to CATCH position on the other transmitter within this 5-second grace period is ineffective. In order to gain control of the other receiver you must first wait for up to 5 seconds after the other transmitter presses the PITCH push button and then execute the CATCH process.

## 2. Tandem B Operation

This system is capable of operating one or two cranes independently or simultaneously at the same time (Crane B, A, A+B operation). Please follow the instruction below for safe operation.

- a. To gain control of one or both receivers, first rotate the selector switch to either B, A or A+B position and then rotate the power key switch to CATCH position for up to 2.0 seconds. But please keep in mind that in order to gain control of a receiver, PITCH push button on the other transmitter must be initiated prior to your takeover. For example, in order for transmitter-B (your system) to also take over receiver-A, transmitter-A must first release its control of receiver-A by first rotate the selector switch to A position and then press the PITCH push button for up to 1.0 second. This action will release control of transmitter-A to receiver-A. Thereafter, transmitter-B is able to take control of receiver-A by first rotate the selector switch to A position and then rotate the power key to CATCH position for up to 2.0 seconds. Make sure that the CATCH process is executed 5.0 seconds after transmitter-A initiates the PITCH command (refer to diagram below).



- b. Once the transmitter is locked on to both receivers, then rotate the selector switch to either B, A, or A+B position for independent or simultaneous operation.